

Operacijo delno financira Evropska unija, in sicer iz Evropskega socialnega sklada. Javni razpis za izbor operacij se izvaja v okviru Operativnega programa za izvajanje Evropske kohezijske politike v obdobju 2014-2020, prednostne osi: 10. Znanje, spretnosti in vseživljenjsko učenje za boljšo zaposljivost; prednostne naložbe: 10. 1. Krepitev enake dostopnosti vseživljenjskega učenja za vse starostne skupine v formalnem, neformalnem in priložnostnem okolju, izpopolnjevanje znanj, spretnosti in kompetenc delovne sile ter spodbujanje prožnih možnosti učenja, vključno prek poklicnega usmerjanja in validiranja pridobljenih kompetenc; specifičnega cilja: 10. 1. 1. Izboljšanje kompetenc manj vključenih v vseživljenjsko učenje.

Naziv razpisa / operacije	Javni razpis za pridobivanje temeljnih in poklicnih kompetenc od 2016 do 2019
Vrsta programa	20-urni programi priprav za prijavo v postopek pridobitve kvalifikacije oz. certifikata
Ime izobraževalne aktivnosti	Priprave na izpit iz znanja angleščine na osnovni ravni
Izvajalec izobraževalne aktivnosti	Javni zavod Cene Štupar – Center za izobraževanje Ljubljana
Lokacija izvedbe	Linhartova 13, 1000 Ljubljana

PRIPRAVE NA IZPIT IZ ZNANJA ANGLEŠČINE NA OSNOVNI RAVNI

Izvedba: 9. 5. 2017 – 6. 6. 2017

GRADIVO ZA UDELEŽENCE

Gradivo je bilo pripravljeno v okviru projekta Pridobivanje temeljnih in poklicnih kompetenc 2016-19. Udeleženci programa so bili zaposleni tako iz javnega kot zasebnega sektorja. 92 % vključenih udeležencev je bilo starejših od 45 let.

Zbrala, uredila in pripravila ga je izvajalka programa, Kristina Brumat.

READING COMPREHENSION

1. Read the following texts and do the exercises following the instructions.

Time for an adventure?

Are you a bit bored with your nine-to-five routine? Have a look at our exciting range of holidays and decide what type of adventure you'd like.

Activity holidays Our activity holidays are for everyone, people who love danger or who just like sports. We have a huge variety of water, snow or desert holidays. We'll take you SCUBA diving in the Red Sea or kayaking and white water rafting in Canada. If you prefer snow, you can try skiing or snowboarding in the Alps or even igloo-building. For those who like warmer weather, we also have sandboarding (the desert version of skateboarding) or camel safaris.



Polar expeditions Take a cruise to Antarctica or the northern Arctic; explore a land of white natural beauty and wonderful wildlife. Our experts will explain everything about the two poles as you watch the penguins in Antarctica or whales and polar bears in the Arctic. There's no greater adventure than travelling to the ends of the earth. A once-in-a-lifetime experience!



Cultural journeys Our cultural journeys will help you discover ancient civilisations: India, Thailand, Egypt and many more. Visit temples, palaces and ancient ruins — just remember to bring your camera! Get to know local ways of life by exploring markets, trying exotic foods and meeting local people.



Trekking tours We have trekking holidays to famous places such as Machu Picchu or the Everest Base Camp Trek, as well as some nearer to home in the Highlands of Scotland. You don't need to be very sporty, just fairly fit. You'll have a great time enjoying nature with a group of new friends. Some of the holidays include camping, but we'll transport the tents for you!



Wildlife holidays We organise small-group tours to get closer to nature in Africa, Asia or South America. Go on safari in Africa and watch lions and giraffes. Meet the famous turtles of the Galapagos Islands. Look for tigers in India, or take an elephant safari in Sri Lanka. We use local guides and stay in a range of accommodation, from tents to tree houses.





LearnEnglish Teens

Reading skills practice: Adventure travel – exercises

Check out this brochure with some of the most exciting adventure holidays around the world and improve your reading skills. Are you ready for this?

Preparation

Write the correct words in the boxes below the picture.

kayaking	white water rafting	desert	snowboarding	ancient ruins	trekking
					
					

Time for an adventure?

Are you a bit bored with your life in the routine? Have a look at our exciting range of holidays and decide what type of adventure you'd like.

Activity holidays Our activity holidays are for everyone, people who love danger or who just like sports. We have a huge variety of water, snow or desert holidays. We'll take you SCUBA diving in the Red Sea or kayaking and white water rafting in Canada. If you prefer snow, you can try skiing or snowboarding in the Alps or even igloo-building. For those who like warmer weather, we also have sandboarding (the desert version of skateboarding) or camel safaris.

Polar expeditions Take a cruise to Antarctica or the northern Arctic, explore a land of white natural beauty and wonderful wildlife. Our experts will explain everything about the two poles as you watch the penguins in Antarctica or whales and polar bears in the Arctic. There's no greater adventure than travelling to the ends of the earth. A once-in-a-lifetime experience!

Cultural journeys Our cultural journeys will help you discover ancient civilisations: India, Thailand, Egypt and many more.

Visit temples, palaces and ancient ruins — just remember to bring your camera! Get to know local ways of life by exploring markets, trying exotic foods and meeting local people.

Trekking tours We have trekking holidays to famous places such as Machu Picchu or the Everest Base Camp Trek, as well as some nearer to home in the Highlands of Scotland. You don't need to be very sporty, just fairly fit. You'll have a great time enjoying nature with a group of new friends. Some of the holidays include camping, but we'll transport the tents for you!

Wildlife holidays We organise small-group tours to get closer to nature in Africa, Asia or South America. Go on safari in Africa and watch lions and giraffes. Meet the famous turtles of the Galapagos Islands. Look for tigers in India, or take an elephant safari in Sri Lanka. We use local guides and stay in a range of accommodation, from tents to tree houses.

www.britishcouncil.org/learnenglishteens

© The British Council, 2012 The United Kingdom's international organisation for educational opportunities and cultural relations. We are registered in England as a charity.

1. Check your understanding: grouping

Write the activities under the correct holiday.

visit the South Pole	see lions	try different local food	follow a local guide	visit Scotland
go kayaking	learn about foreign cultures	climb mountains	see whales	try different sports

Activity holidays	Polar expeditions	Cultural journeys
Trekking tours	Wildlife holidays	

2. Check your understanding: multiple choice

Circle all the holidays that answer the question.

- On which holiday(s) can you see animals?
Activity holidays Polar expeditions Cultural journeys Trekking tours Wildlife holidays
- On which holiday(s) do you need to be reasonably fit?
Activity holidays Polar expeditions Cultural journeys Trekking tours Wildlife holidays
- On which holiday(s) can you meet local people?
Activity holidays Polar expeditions Cultural journeys Trekking tours Wildlife holidays
- On which holiday(s) can you go camping?
Activity holidays Polar expeditions Cultural journeys Trekking tours Wildlife holidays
- On which holiday(s) might you go up a mountain?
Activity holidays Polar expeditions Cultural journeys Trekking tours Wildlife holidays
- On which holiday(s) might you need special clothes or shoes?
Activity holidays Polar expeditions Cultural journeys Trekking tours Wildlife holidays

-Check the exercises in group.

-Discuss the vocabulary used in the text. Give English explanations of the words and expressions. Try to find synonyms and antonyms in group.

-Discuss the grammatical structures used. Ask for explanation if necessary.

- Discuss the following in pairs:

Which of these holidays would you be interested in?

What's the best /worst Holiday you've ever had? Where did you go? What did you do?

2. Do the vocabulary preparation work, then read the text and do the exercises.

Preparation
Match the vocabulary with the correct definition and write a–e next to the numbers 1–5.

1..... The Olympic Games	a. an international sports competition for athletes with physical disabilities
2..... The Paralympic Games	b. an international sports competition which is held every four years
3..... a ceremony	c. a person who does work without being paid for it
4..... a volunteer	d. a piece of gold, silver or bronze which is given to a competition winner
5..... a medal	e. a formal and public event

Discuss the vocabulary used for the topic of sports and make a mind map below.

SPORTS

B MyBlog

SIGN IN

CREATE YOUR OWN BLOG
MyBlog offers you instant communication with the online world

► HOME
SUPPORT
ABOUT
HELP

NEW OLD

09.09.12
What Jo ...

08.09.12
Gold for ...

07.09.12
Another ...

06.09.12
By here ...

September
August
July
June
May
April
March
February
January

2012
2011
2010
2009

What an Olympics!

Posted by Helen Foster on 12 September 2012 at 21:29

It's all over! I've been writing my blog from London every day during the Olympics and the Paralympics and this is my final post to look back on a wonderful couple of months. Here are some of the things that were the most memorable for me:

The Opening Ceremony – this set the scene for the Games with an amazing show featuring music, dancing, historical figures, fireworks and British humour. A huge number of volunteers practised for months to make everything perfect. The best moment was when the old lady in Buckingham Palace turned round and showed that she was neither a lookalike nor an actor but Her Majesty the Queen. The next best bit was when she jumped out of a helicopter with James Bond (although I think that actually was an actor!).

Team GB – I was very proud of our team as we kept on winning medals and finished in third position in the medal table, which is truly a great result for Great Britain. There were so many incredible sportsmen and women. The ones that stand out for me are Mo Farah, the Somali-born Londoner who won the 10,000 and 5,000 metres with the whole stadium going crazy, Jessica Ennis, the popular super-athlete from Sheffield who won the heptathlon, and Nicola Adams who won the first female boxing medal in Olympic history for Britain.



Athletes in the starting blocks for the 100 m sprint

The Olympic Stadium crowd – although the crowd cheered on the British, there was lots of support for athletes of other nationalities too like the wonderful Usain Bolt, from Jamaica, who won the 100 and 200 metres sprint to become the fastest man alive. There was also Oscar Pistorius of South Africa who was the first disabled person to compete in the Olympics. He went on to win two gold medals and a silver in the Paralympics.

New sports – I have really enjoyed being able to watch sports which are not normally shown on television. Before the Olympics I didn't expect to love watching judo or find myself screaming at the television during a game of wheelchair tennis, but I really got into them. I didn't know anything about goalball before the Paralympics but it became one of my favourite sports.

The organisation and the atmosphere – it took seven years of planning and 70,000 volunteers to make everything go well. Many people have said that the organisation was not as perfect as that of the Beijing Games, but there was a much better atmosphere which spread out through the whole city. The volunteers were always friendly and helpful and Londoners even began talking to each other, and visitors, on the underground trains!

Source: learnenglish.britishcouncil.org

1. Check your understanding: matching

Match the sportsperson with their sporting achievement and write a–e next to the number 1–5.

- | | |
|------------------------|--|
| 1..... Mo Farah | a. became the first British woman to win a boxing medal in the Olympics. |
| 2..... Jessica Ennis | b. became the first disabled person to compete in the Olympics. |
| 3..... Nicola Adams | c. won a gold medal in the heptathlon. |
| 4..... Usain Bolt | d. won gold in the 5,000 and 10,000 metres. |
| 5..... Oscar Pistorius | e. won both the 100 and 200 metres sprint. |

2. Check your understanding: multiple choice

Circle the correct answer.

- How long did the Olympics and Paralympics last?
 - a couple of months
 - two weeks
 - seven years
- What does the blogger think was the best thing during the opening ceremony?
 - the British humour
 - the volunteers
 - the Queen's appearance
- How does the blogger feel about the British athletes' performance?
 - disappointed
 - surprised
 - proud
- Which of these British athletes was born in a foreign country?
 - Jessica Ennis
 - Mo Farah
 - Nicola Adams
- Which athlete competed in both the Olympics and Paralympics?
 - Usain Bolt
 - Oscar Pistorius
 - Mo Farah
- Which sport was completely new to the blogger?
 - wheelchair tennis
 - goalball
 - judo
- How did the London Olympics compare to the Beijing Olympics, according to the blogger?
 - It was better organised, but the atmosphere wasn't as good.
 - It was very similar.
 - It was not as well organised, but there was a better atmosphere.
- What did the blogger say changed about Londoners during the Olympics?
 - They volunteered.
 - They watched new sports.
 - They talked to each other on the trains.

-Check the exercises in group.

-Discuss the vocabulary used in the text. Give English explanations of the words and expressions. Try to find synonyms and antonyms in group.

-Discuss the grammatical structures used. Ask for explanation if necessary.

- Discuss the following in pairs:


Do you follow the Olympic Games? Which sports? Who do you support? Why?

Sports in our every-day life. Professional sports versus recreational sports.

LISTENING COMPREHENSION

Listen to the recordings and do the exercises.

<https://learnenglishteens.britishcouncil.org/skills/listening-skills-practice/work>



BRITISH COUNCIL









LearnEnglish Teens

Listening skills practice: Work - exercises

Listen to five different people talking about their jobs and do the exercises to practise and improve your listening skills.

Preparation
 Do this exercise before you listen. Write the correct word in the boxes below the picture.

shop assistant	teacher	dentist	cleaner
tour guide	doctor	pilot	nurse

1. Check your understanding: gap fill
 Do this exercise while you listen. Complete the gaps with a word from the box.

pilot	dentist	shop assistant
tour guide	nurse	

1. Speaker A works as a _____.
2. Speaker B works as a _____.
3. Speaker C works as a _____.
4. Speaker D works as a _____.
5. Speaker E works as a _____.

www.britishcouncil.org/learnenglishteens

© The British Council, 2012. The United Kingdom's international organisation for educational opportunities and cultural relations. We are registered in England as a charity.

2. Check your understanding: multiple choice

Do this exercise while you listen. Circle the best answer for these questions.

1. Does speaker A enjoy his job?	Yes. Sometimes. No.
2. When does speaker A work?	When he is at university. Weekends. Summer holidays.
3. When does speaker B work?	Weekdays. Weekends and holidays. Summer holidays.
4. What does speaker B say tourists love doing?	Visiting universities. Taking a boat trip. Swimming in the river.
5. Does speaker C like his job?	Yes. Sometimes. No.
6. What does speaker D say is difficult about being a pilot?	Travelling to many countries. Learning many languages. Flying planes in bad weather.
7. What does speaker D say is the best thing about his job?	Visiting different places. Meeting different people. The different weather.
8. What does speaker E not like about her job?	The doctors. The sick people. The uniform.



-Check the exercises in group.


-Discuss the vocabulary used in the text. Give English explanations of the words and expressions. Try to find synonyms and antonyms in group.

-Discuss the grammatical structures used. Ask for explanation if necessary.



Listen and do the exercises following the instructions.

<https://learnenglishteens.britishcouncil.org/skills/listening-skills-practice/important-people>



LearnEnglish Teens

Listening skills practice: Important people – exercises

Listen to the speakers talking about important people in their lives and do the exercises to practise and improve your listening skills.

1. Check your understanding: matching
 Do this exercise before you listen. Match the phrases with the correct definition and write a – f next to the numbers 1 – 6.

1..... She looked after me.	a. We have a good, friendly relationship.
2..... We hang out a lot.	b. She took care of me.
3..... We get on well.	c. He likes the same things as me.
4..... We fell out.	d. We have many similarities.
5..... We have a lot in common.	e. We stopped being friends. (Especially after an argument.)
6..... He's into the same things.	f. We spend a lot of time together.

2. Check your understanding: gap fill
 Complete the gaps with a word from the box.

childhood friend	brother	best friend
next-door neighbour	boyfriend	

1. Speaker A is talking about her _____.
2. Speaker B is talking about his _____.
3. Speaker C is talking about her _____.
4. Speaker D is talking about his _____.
5. Speaker E is talking about her _____.

www.britishcouncil.org/learnenglishteens
 © The British Council. 2012 The United Kingdom's international organisation for educational opportunities and cultural relations. We are registered in England as a charity.

3. Check your understanding: true or false

Circle *True* or *False* for these sentences.

- | | | | |
|----|---|-------------|--------------|
| 1. | A – Her next-door neighbour also worked with her mum. | <i>True</i> | <i>False</i> |
| 2. | A – Her next-door neighbour has a healthier lifestyle now. | <i>True</i> | <i>False</i> |
| 3. | B – He didn't see his brother after he went to university. | <i>True</i> | <i>False</i> |
| 4. | B – He supports the same football team as his brother. | <i>True</i> | <i>False</i> |
| 5. | C – She and her friend argued about a boy. | <i>True</i> | <i>False</i> |
| 6. | C – She is going to go to the same university as her friend. | <i>True</i> | <i>False</i> |
| 7. | D – He didn't have much in common with his friend when they were young. | <i>True</i> | <i>False</i> |
| 8. | E – She didn't like the look of her boyfriend at first. | <i>True</i> | <i>False</i> |

Which people have been important in your life?

Who are you closest to in your family?

Who are your closest friends?

Which other people have been important in your life?

Vocabulary Box

Write any new words you have learnt in this lesson.

-Check the exercises in group.

-Discuss the vocabulary used in the text. Give English explanations of the words and expressions. Try to find synonyms and antonyms in group.

-Discuss the grammatical structures used. Ask for explanation if necessary.

GRAMMAR REVISION

Discuss the pictures in pairs. Describe them and follow the questions in discussion.

What are their jobs? What do they do? What is happening at their work places?

1.



2.



What do you think were the people doing when it happened? AND what happened?

1.



2.

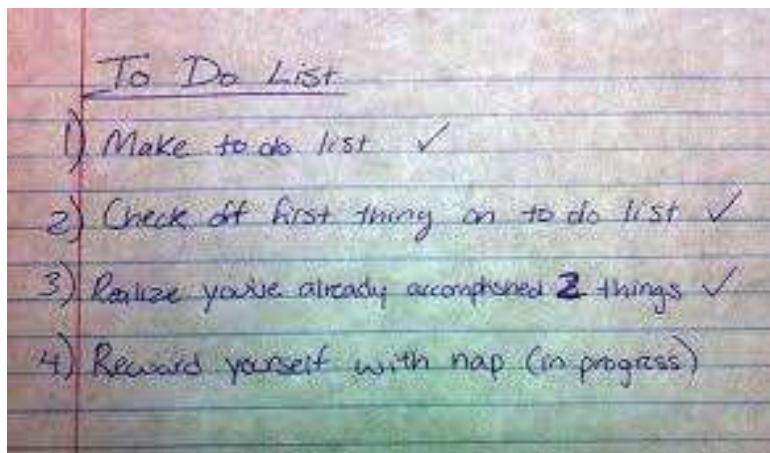


3.

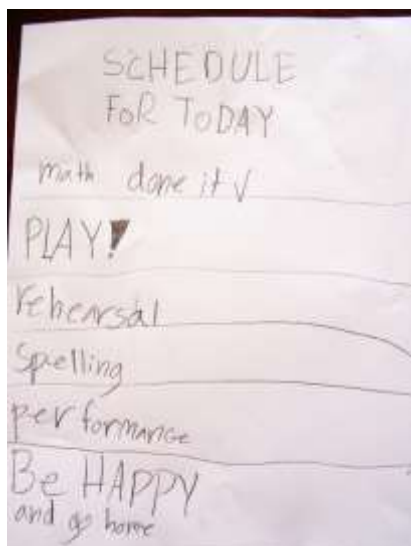


What have they done so far and what haven't they done yet?

JULIA



George



Will or Going to future.

1. A: What (wear / you) at the party tonight?
B: I haven't made up my mind yet. But I think I (find) something nice in my mum's wardrobe.
2. Look at these big black clouds! It (rain) .
3. Here is the weather forecast. Tomorrow (be) dry and sunny.
4. "Where are you going on holiday?" I don't know yet, maybe _____ (go) to India.
5. Are you watching the game? It's 5 - 2, they _____ (win) the match!
6. I can't join you at the party next Saturday, I _____ (be) away for two weeks.
7. Have you heard? Jean is pregnant – _____ (have) a baby.
8. A: This exercise looks really hard. –
B: I _____ (help) you.
9. Look at that beautiful sky! It most certainly _____ (not rain) today.

WORD FORMATION REVISION

Write the correct form of the word in brackets that was used in the recording.

1. It is important to find the most way of working. (effect)
2. We can be more if we work together as a team. (product)
3. Do you think that is a idea? (sense)
4. I keep all my notes in folders. (separation)
5. You can use a to help you cook the perfect boiled egg. (time)
6. You will feel really when you finish. (satisfaction)
7. It isn't a very time to wait. (length)
8. The Pomodoro Technique is a system to help you your time. (management)

WRITING

Formal letters.

Layout

The example formal letter below details the general layout that it should conform to. Each aspect is detailed more fully below the image.

The diagram illustrates the layout of a formal letter with several key annotations:

- The address of the person you are writing to should be displayed on the left just beneath your address**: Points to the recipient's address on the left side of the letter.
- Your Address: Should be displayed in the top right corner**: Points to the sender's address in the top right corner.
- The date should be displayed just below your address on the right**: Points to the date written below the sender's address.
- Your greeting should be displayed on the left just beneath the date**: Points to the salutation on the left side.
- This is where you sign off; yours faithfully or yours sincerely**: Points to the closing phrase at the end of the letter.
- This is the main body of your letter**: Points to the central paragraph of the letter.
- This is where you sign and print your name**: Points to the signature and printed name at the bottom left.

Mind the register!

Daljši (vodeni) pisni sestavek

Napišite daljši pisni sestavek (150–160 besed). Upoštevajte spodnje zahteve.

Želite si, da bi si ogledali igro *Romeo in Julija* v angleščini. Spodnji oglas vam ponuja prav to možnost, a preden se dogovorite za gostovanje potujoče igralske skupine na vaši šoli, se morate pozanimati za nekatere podrobnosti. Kot aktiven član kulturnega krožka napišite pismo – poizvedbo. Namesto svojega pravega navedite naslednje, namišljeno ime in naslov:

Ana/Jan Vesel, Slovenska 31, 6000 Koper, Slovenia



- we give performances of Shakespeare's plays in English
- a guest appearance at your local theatre or at school can be arranged
- scenery and most props provided
- discounts for organized groups available

contact:

For further information

Ken Richards, EST manager
10 Sutherland Road
Croydon, Surrey

The English Speaking Theatre

*from Great Britain
touring around Slovenia soon!*

In your letter of enquiry, of about 150–160 words, not necessarily in this order,

- give reasons for writing,
- introduce yourself (name, age, origin, interests, function/position),
- ask for more information (about the possibility to play *Romeo and Juliet* on a certain date, the size of the stage required, props needed, the percent of discount for groups),
- ask for a brochure with the programme,
- promise to send an invitation as soon as everything is agreed upon.

(20 točk)

(Vira slik: <http://www.moviemaker.com/> in <http://vtropes.org/>. Pridobljeno: 13. 9. 2011.)

Source: RIC http://www.ric.si/poklicna_matura/predmeti/anglescina/

SPEAKING

Practice speaking in pairs using the examples of cues given below.

1. Look at the photos below. You will be asked to discuss them with the examiner.



Sources: glentrek.com

log.virginaustralia.com

2. Read the quotes below. You will be asked to explain their meaning and share your personal experience and opinion with the examiner.

“First we thought the PC was a calculator. Then we found out how to turn numbers into letters with ASCII - and we thought it was a typewriter. Then we discovered graphics, and we thought it was a television. With the World Wide Web, we've realized it's a brochure.”

Douglas Adams

“The computer was born to solve problems that did not exist before.”

Bill Gates

3. ROLE-PLAY: You have a part-time job with a small business company. The manager shows you this ad and offers help and a letter of recommendation if you decide to apply for a job. You will have a short interview with your manager (the examiner) in which you will discuss your ambitions, interests, skills, personal characteristics and work experience.

VACANCY ANNOUNCEMENT

The Embassy of Japan is seeking to fill a vacant post at the Economic & Development Section. Applicant should have English and Urdu proficiency, computer literacy, keen interests in economic issues and willingness to work as a team. New graduates and Economics degree holders are welcome. Application CV, a recent photo and CNIC copy should reach the Embassy latest by **Thursday, 15th December 2011**. Apply to P. O. Box No. 1119, Islamabad. Mark the envelop as "Application for the Post".

jobz.pk

1. Look at the photo below. You will be asked to discuss it with the examiner.



zimbio.com

2. Read the quotes below. You will be asked to explain their meaning and share your personal experience and opinion with the examiner.

“One language sets you in a corridor for life. Two languages open every door along the way.”
Frank Smith

“The limits of my language are the limits of my world.”
Ludwig Wittgenstein

ROLE-PLAY: You work for a statistics centre. You were a part of a survey on how much customers trust different sources of information. Give a short presentation on the results to your superior (the examiner), your reasons for the results and answer some additional questions.

